

BENDING THE CURVE

EXECUTIVE SUMMARY

Ten scalable solutions for carbon
neutrality and climate stability

“We must combine rigor and imagination to confront climate change: the rigor of scientific facts with the imagination to perceive what is now unseen – the dangers that lie ahead if we do not act.”

Honorable Edmund G. Brown, Jr.
Governor of California
September 25, 2015

Speech given at the UN Foundation dinner in New York City in honor of the Vatican's Pontifical Academy of Sciences for its role in shaping the Vatican's position on climate change as espoused in Pope Francis' encyclical, *Laudato Si'*

“We are the University of California, and there is no reason that UC can’t lead the world in this quest, as it has in so many others.”

President Janet Napolitano
University of California
2013

Statement issued during the
announcement of the Carbon
Neutrality Initiative of the
University of California



This Executive Summary should be cited as follows:

Veerabhadran Ramanathan, Juliann E. Allison, Maximilian Auffhammer, David Austin, Anthony D. Barnosky, Lifang Chiang, William D. Collins, Steven J. Davis, Fonna Forman, Susanna B. Hecht, Daniel Kammen, C.-Y. Cynthia Lin Lawell, Teenie Matlock, Daniel Press, Douglas Rotman, Scott Samuelsen, Gina Solomon, David G. Victor, Byron Washom, 2015: Executive Summary of the Report, *Bending the Curve: 10 scalable solutions for carbon neutrality and climate stability*. Published by the University of California, October 27, 2015.

The authors acknowledge senior editor Jon Christensen of UCLA, for help with editing and for improving the readability of this executive summary.

Bending the Curve: Executive Summary

TABLE OF CONTENTS

PART ONE	FOREWORD	2
	I. Seizing the Moment	3
	II. We Are at a Crossroads	4
	III. Bending the Curve	5
	IV. The California Experience: 1960 to 2015	6
	V. The UC Carbon Neutrality Initiative	7
PART TWO	THE SOLUTIONS	8
	I. 10 Scalable Solutions	10
	II. Unique Aspects of the 10 Solutions	13
	III. Pathways for Implementing the 10 Solutions	14
PART THREE	THE URGENCY, THE HUMAN DIMENSIONS, AND THE NEED FOR SCALABLE SOLUTIONS	23
	I. How Did We Get Here?	24
	II. Carbon Dioxide Is Not the Only Problem	25
	III. Planetary-Scale Warming: How Large and How Soon?	26
	IV. Facing the Worst Scenario: the Fat Tail	27
	V. From Climate Change to Climate Disruption: Amplifying Feedbacks	28
	VI. The Human Dimension: Public Health and Food and Water Security	31
	VII. Environmental Equity, Ethics and Justice: What Is Our Responsibility?	33
	Citations	34
	Authors	37
	Research Foci	38

PART ONE
FOREWORD



FOREWORD

I. Seizing the Moment

Climate change is scientifically incontrovertible. What the world urgently needs now are scalable solutions for bending the curve — flattening the upward trajectory of human-caused greenhouse gas emissions and consequent global climate change.

This executive summary of the full report, *Bending the Curve: 10 scalable solutions for carbon neutrality and climate stability*, presents pragmatic paths for achieving carbon neutrality and climate stability in California, the United States and the world. More than 50 researchers and scholars — from a wide range of disciplines across the University of California system — formed a climate solutions group and came together in recent months to identify these solutions, many of which emerge from UC research as well as the research of colleagues around the world. Taken together, these solutions can bend the curve of climate change. The full report will be published in spring 2016 after peer review.

This report is inspired by California's recent pledge to reduce carbon emissions by 40 percent below 1990 levels by 2030, and by the University of California's pledge to become carbon neutral by 2025. What is taking place in California today is exactly the sort of large-scale demonstration project the planet needs. And this statewide demonstration project is composed of many of the kinds of solutions that can be scaled up around the world.

Over the past half century, California has provided a remarkable example for the world by achieving dramatic reductions in air pollution, while continuing to grow economically. In this report, we propose a set of strategies for combating climate change and growing the economy in California, the nation and the world, while building present-day and intergenerational wealth, and improving the well-being of people and the planet.

The University of California has played a key role in California's pioneering leadership in energy and environmental policy through research, teaching and public service, and currently is partnering with local, state, federal and international leaders in the public, private and philanthropic sectors to address our pressing climate change challenges. We still have much more to do here in California. We are eager to share these lessons with the world at the upcoming global climate summit in Paris, and together build a better, safer, healthier and more equitable world, while bending the curve of climate change.

As we make the changes necessary to achieve carbon neutrality at the University of California, employing solutions that can be scaled up to developing energy and climate solutions for the world, hundreds of thousands of faculty, students and staff across our 10 campuses and three affiliated national laboratories will be learning and sharing with the world how we can bend the curve of greenhouse gas emissions and stop global warming through taking bold yet pragmatic steps and lowering the barriers so others can follow.

II. We Are at a Crossroads and We Must Make a Choice

Climate change is real and it is happening now.

This is evident in the increased frequency and intensity of storms, hurricanes, floods, heat waves, droughts and forest fires. These extreme events, as well as the spread of certain infectious diseases, worsened air pollution, drinking water contamination and food shortages, are creating the beginning of what soon will be a global public health crisis. A whole new navigable ocean is opening in the Arctic. Sea levels are rising, causing major damage in the world's most populous cities. All this has resulted from warming the planet by only about 0.9 degrees Celsius, primarily from human activities. Since 1750, we have emitted 2 trillion metric tons of carbon dioxide (CO₂) and other greenhouse gases. The emission in

2011 was around 50 billion tons and is growing at a rate of 2.2 percent per year. If this rate of increase continues unabated, the world is on target to warm by about 2 degrees Celsius in less than 40 years. By the end of the century, warming could range from 2.5 degrees Celsius to a catastrophic 7.8 degrees Celsius. We are transitioning from climate change to climate disruption. With such alarming possibilities the planet is highly likely to cross several tipping points within decades, triggering changes that could last thousands of years. All of this is occurring against a backdrop of growing needs and pressures by humans, as our population is set to increase by at least 2 billion people by 2050.

III. Bending the Curve

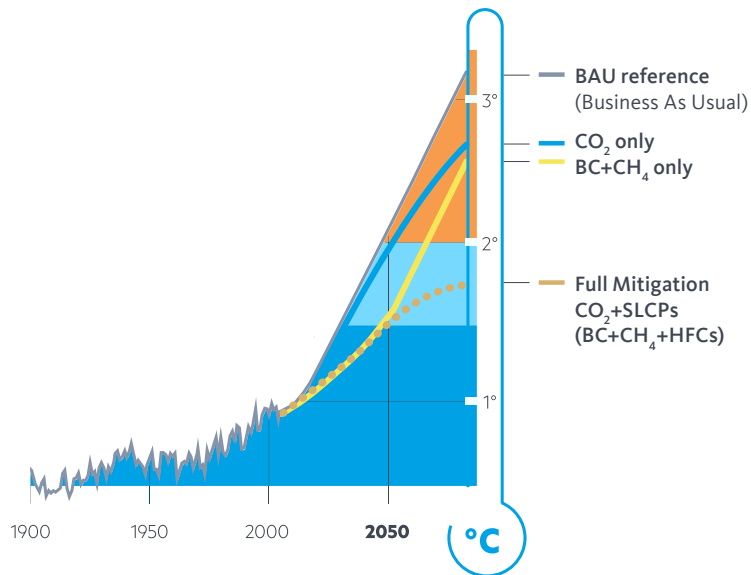
SLCP CLIMATE BENEFITS

Avoided Global Warming by 2050

(Climate and Clean Air Coalition, United Nations Environment Programme)

BC + CH ₄	0.5°C
HFCs	0.1°C
SLCPs	0.6°C

Simulated temperature change under various mitigation scenarios



“Bending the curve” refers to flattening the upward trajectory of human-caused warming trends. Reducing CO₂ emissions by 80 percent by 2050 and moving to carbon neutrality post-2050 would begin to bend the temperature curve downward and reduce overall warming by as much as 1.5 degrees Celsius by 2100.¹ More rapid reductions can be achieved by reducing four short-lived climate pollutants. These short-lived climate pollutants, known as SLCPs, are

methane (CH₄), black carbon, hydrofluorocarbons (HFCs, which are used in refrigerants) and tropospheric ozone. If currently available technologies for reducing SLCPs were fully implemented by 2030, projected warming could be reduced by as much as 0.6 degrees Celsius within two to four decades, keeping the mid-century warming well below 2 degrees Celsius relative to the pre-industrial average. This could give the world additional time to achieve net-zero emissions or even negative carbon emissions through scaling up existing and emerging carbon-neutral and carbon sequestration technologies and methods. Achieving both maximum possible mitigation of SLCPs and carbon neutrality beyond 2050 could hold global warming to about 2 degrees Celsius through

2100, which would avert most disastrous climate disruptions. This is our goal in this report.

In this executive summary of the full *Bending the Curve* report, we describe 10 practical solutions to mitigate climate change that are scalable to the state, the nation and the world. There are many such reports offering recommendations and solutions to keep climate change under manageable levels. We take full account of such action-oriented reports and offer some unique solutions to complement them. Many of the solutions proposed here are being field tested on University of California campuses and elsewhere in California. The background, the criteria, the quantitative narrative and justification for these solutions can be found in the full report.

1 Temperature estimates for future warming trends as well as for the mitigated warming given throughout this report have a 95 percent probability range of ±50 percent. For example, a value of 2 degrees Celsius in the report is the central value with a 95 percent range of 1 to 4 degrees Celsius. That is, there is a 95 percent probability the true value will be within that range.

IV. The California Experience: 1960 to 2015

In the economic boom following World War II — fueled by large increases in population, vehicles, diesel trucks and coal-burning industries — California recorded some of the highest air pollution levels, competing with the city of London for the dubious title of the worst polluted region in the world. Since then, California has made a remarkable turnaround. From 1960 to the present, California has reduced levels of particles and gases related to air pollution by as much as 90 percent.

The concentration of black carbon was reduced by 90 percent across California. In the meantime, fuel consumption for the transportation sector increased by a factor of five and population grew from 15.5 million (1959) to 39 million (2014). California also has made impressive gains in energy efficiency and in lowering its carbon footprint. Its per capita energy consumption is among the lowest in the United States (48th) and its per capita electricity consumption is the lowest — roughly half of the U.S. per capita consumption.

California is one of the most energy-efficient and greenest economies in the world. It is the second-to-least carbon-intense economy in the world next to France, which relies heavily on nuclear power. It also is a leader in renewable power generation with 23 percent of its electricity

generated from renewables (not including hydropower), second only to Germany (which generates 27 percent of its electricity from renewables). These impressive environmental gains did not hurt California's economy, which grew at an impressive pace with the highest gross domestic product of all states in the nation, constituting the world's eighth largest economy. California has shown how to reduce fossil fuel related pollution emissions while sustaining strong economic growth.

Emboldened by this favorable experience in regulating air pollution, California in 2002 passed the first law in the country that targeted greenhouse gas emissions from vehicles. In 2006, it enacted the precedent-setting Global Warming Solutions act and gave authority to California's air pollution agency, the California Air Resources Board (CARB), to enact policies to reduce its greenhouse gas emissions to 1990 levels by 2020. The state responded with a suite of measures that include a cap and trade program, a low carbon fuel standard for vehicles, automobile emission standards expected to reduce emissions by 30 percent by 2016, renewable portfolio standards for utilities, energy efficiency programs for buildings and appliances, and transit and land use programs to reduce vehicle miles traveled. This has been followed by another milestone in 2015 when

Gov. Brown issued an executive order setting a goal of reducing CO₂ emissions to 40 percent below 1990 levels by 2030, which is the pathway required for stabilizing climate below 2 degrees Celsius relative to the pre-industrial average. The legacy of California's air quality and energy efficiency programs since the 1960s and the depth of expertise at CARB on the multi-dimensional aspects of climate change mitigation have placed California in a unique position to embark on such ambitious low carbon pathways.

While its geography, equable climate and commerce have favored green growth, this progress came as a result of five decades of consistent and innovative policies that relied on sound research, innovative development and aggressive implementation of policies. While California relied only on command and control regulation until the 1990s, the state began rolling out market incentives for controlling nitrous oxide emissions and demonstrated the efficacy of market instruments to mitigate certain types of emissions. Relying on this experience, CARB launched a cap and trade system in 2013 to reduce carbon emissions from utilities, industrial facilities and fuel distributors, covering 85 percent of California's emissions, making it the most comprehensive cap and trade market in the world.

V. The Carbon Neutrality Initiative of the University Of California

California cannot address climate change on its own, but the state can serve as a living laboratory for “the art of the possible,” sharing its good practices and cooperating with other states and nations to mitigate their emissions. To achieve this goal, California has created an “Under 2 MOU,” an agreement Gov. Brown co-founded with the state of Baden-Württemberg in Germany. The “Under 2 MOU” is an agreement among subnational jurisdictions around the world to limit the increase in global average temperature to below 2 degrees Celsius. Since the global agreement was first signed in May 2015, a total of 45 jurisdictions in 20 countries and five continents, with a total GDP of US \$14 trillion, have signed or endorsed the agreement.

This report is an outgrowth of the University of California President’s Carbon Neutrality Initiative. The authors of this report and our colleagues at the University of California’s 10 campuses and three affiliated national laboratories are strongly motivated by the special demands of this ambitious goal, and we are also motivated by corresponding goals for the state of California, the nation and the world. The UC Carbon Neutrality Initiative is dedicated to achieving net-zero greenhouse gas emissions by 2025 across all 10 UC campuses. It should be emphasized that a net-zero emission target is enormously demanding and requires careful strategic planning to arrive at a mix of technologies, behavioral measures and policies, as well as highly effective communication — all of which, taken together, are far more challenging than simply reducing emissions by some 40 percent or even 80 percent. Each campus has a unique set of requirements based on its current energy consumption and emissions. Factors such as a local climate, reliance on cogeneration facilities, access to wholesale electricity markets and whether the campus has a hospital and medical school, shape the specific challenges of the campuses, each of which is a “living laboratory” for learning and adapting.

Examples of current projects related to the Carbon Neutrality Initiative are described in the full report. These include an 80 megawatt solar array in the Central Valley (the largest at any U.S. university), an experimental anaerobic digester that is using food waste to produce bio-methane, a large fuel cell that generates 2.8 megawatts of electricity from a municipal waste water treatment facility, smart lighting and smart building systems that dramatically reduce energy consumption and a solar greenhouse that selectively harvests light for solar electricity. These and other works at the University of California illustrate the commitment that we have made to mitigate climate change.

PART TWO THE SOLUTIONS





THE SOLUTIONS

I. 10 Scalable Solutions

These 10 pragmatic, scalable solutions — all of which can be implemented immediately and expanded rapidly — will clean our air and keep global warming under 2 degrees Celsius and, at the same time, provide breathing room for the world to fully transition to carbon neutrality in the coming decades. More detail on each solution can be found in Section III.

1

Bend the warming curve immediately by reducing short-lived climate pollutants (SLCPs) and sustainably by replacing current fossil-fueled energy systems with carbon neutral technologies. Achieve the SLCP reduction targets prescribed in solution #9 by 2030 to cut projected warming by approximately 50 percent by 2050. To limit long-term global warming to under 2 degrees Celsius, cumulative emissions from now to 2050 must be less than 1 trillion tons and approach zero emissions post-2050. Solutions #7 to #9 cover technological solutions to accomplish these targets.

2

Foster a global culture of climate action through coordinated public communication and education at local to global scales. Combine technology and policy solutions with innovative approaches to changing social attitudes and behavior.

3

Deepen the global culture of climate collaboration by designing venues where stakeholders, community and religious leaders converge around concrete problems with researchers and scholars from all academic disciplines, with the overall goal of initiating collaborative actions to mitigate climate disruption.

4

Scale up subnational models of governance and collaboration around the world to embolden and energize national and international action. Use the California examples to help other state- and city-level jurisdictions become living laboratories for renewable technologies and for regulatory as well as market-based solutions, and build cross-sector collaborations among urban stakeholders because creating sustainable cities is a key to global change.

5

Adopt market-based instruments to create efficient incentives for businesses and individuals to reduce CO₂ emissions. These can include cap and trade or carbon pricing and should employ mechanisms to contain costs. Adopt the high quality emissions inventories, monitoring and enforcement mechanisms necessary to make these approaches work. In settings where these institutions do not credibly exist, alternative approaches such as direct regulation may be the better approach — although often at higher cost than market-based systems.

6

Narrowly target direct regulatory measures — such as rebates and efficiency and renewable energy portfolio standards — at high emissions sectors not covered by market-based policies. Create powerful incentives that continually reward improvements to bring down emissions while building political coalitions in favor of climate policy. Terminate subsidies that encourage emission-intensive activities. Expand subsidies that encourage innovation in low emission technologies.

7

Promote immediate widespread use of mature technologies such as photovoltaics, wind turbines, battery and hydrogen fuel cell electric light-duty vehicles, and more efficient end-use devices, especially in lighting, air conditioning, appliances and industrial processes. These technologies will have even greater impact if they are the target of market-based or direct regulatory solutions such as those described in solutions #5 and #6, and have the potential to achieve 30 percent to 40 percent reduction in fossil fuel CO₂ emissions by 2030.

8

Aggressively support and promote innovations to accelerate the complete electrification of energy and transportation systems and improve building efficiency. Support development of lower-cost energy storage for applications in transportation, resilient large-scale and distributed micro-scale grids, and residential uses. Support development of new energy storage technologies, including batteries, super-capacitors, compressed air, hydrogen and thermal storage, as well as advances in heat pumps, efficient lighting, fuel cells, smart buildings and systems integration. These innovative technologies are essential for meeting the target of 80 percent reduction in CO₂ emissions by 2050.

9

Immediately make maximum use of available technologies combined with regulations to reduce methane emissions by 50 percent and black carbon emissions by 90 percent. Phase out hydrofluorocarbons (HFCs) by 2030 by amending the Montreal Protocol. In addition to the climate and health benefits described under solution #1, this solution will provide access to clean cooking for the poorest 3 billion people who spend hours each day collecting solid biomass fuels and burning them indoors for cooking.

10

Regenerate damaged natural ecosystems and restore soil organic carbon to improve natural sinks for carbon (through afforestation, reducing deforestation and restoration of soil organic carbon). Implement food waste reduction programs and energy recovery systems to maximize utilization of food produced and recover energy from food that is not consumed. Global deployment of these measures has the potential to reduce 20 percent of the current 50 billion tons of emissions of CO₂ and other greenhouse gases and, in addition, meet the recently approved sustainable development goals by creating wealth for the poorest 3 billion.

Of the 10 solutions proposed here, seven (solutions #1 and #4 through #9) have been or are currently being implemented in California (see “The California Experience: 1960 to 2015” in this executive summary).

California’s experience provides valuable lessons, and in some cases direct models, for scaling these solutions to other states and nations. Decades of research on University of California campuses and in national laboratories managed by the university contributed significantly to the development of these solutions. Several of the renewable energy technology solutions in solutions #6 and #7 have been field tested on University of California campuses (see “The Carbon Neutrality Initiative of the University of California” in this report). Scaling these solutions to other states and nations and eventually globally will require attitudinal and behavioral changes covered in solutions #2 and #3.

UC researchers currently are working on many of these solutions, along with colleagues around the world. UC faculty also are involved in research on solution #10 to identify and improve carbon sinks in natural and managed ecosystems by expanding existing, proven practices worldwide. The cost of fully implementing these solutions will be significant, but California shows that it can be done while maintaining a thriving economy. And the cost is well justified in light of the social costs of carbon emissions, including 7 million deaths every year due to air pollution linked to fossil fuel and biomass burning which also releases climate warming pollutants to the atmosphere.

If we can scale these 10 solutions beginning now, we can dramatically bend the curve of deadly air pollution and global warming worldwide. California can’t bend the curve on its own. Neither can the University of California. But we can be part of powerful networks and collaborations to scale these solutions.



II. Unique Aspects of the 10 Solutions

- This report is one of the first documents that treats mitigation of air pollution and climate disruption under one framework. The solutions proposed here recognize the fact that fossil fuel combustion — which produces greenhouse gases — also produces particles and gases such as ozone and black carbon, which also contribute to global warming. Others, such as sulfates, cause sunlight to dim and dry the planet. We can accelerate solutions and gain some time for long-term change to a carbon-neutral world by bending the curve of all of these pollutants immediately and simultaneously as part of one unified strategy.
- These 10 solutions leverage the power of concern for human health worldwide. People care about human health. Burning fossil fuels causes both air pollution and climate changes that result in human illnesses and death. As the Lancet Commission concluded in June 2015: “The effects of climate change are being felt today and future projections represent an unacceptably high and potentially catastrophic risk to human health.”
- This report recognizes that intra-regional, intra-generational and inter-generational equity and ethical issues are inherent in climate change and any solutions to climate change. These issues arise in part because consumption by about 15 percent of the world’s population contributes about 60 percent of climate pollution; while 40 percent of the population, who contribute very little to this pollution, as well as generations unborn, are likely to suffer the worst consequences of climate disruption.
- These solutions represent an integrated approach that includes familiar goals for achieving carbon neutrality through renewable energy, with new goals for reducing SLCPs immediately; building on California’s success to encourage sub-national governance, regulations and market-based instruments; and innovative approaches in education, communication and incentives to encourage attitudinal and behavioral changes. To be effective, this integrated strategy requires engagement by diverse stakeholders and the creation of a culture of climate action through localized interventions that lower barriers for citizens to take concrete steps to participate in solving our climate crisis.
- These solutions recognize the fact that fundamental changes in human attitudes and behaviors toward nature and each other are critical for bending the curve of air pollution and global warming. As a result, two of the solutions deal with bringing researchers and scholars together with community and religious leaders and stakeholders to lower barriers to addressing climate change from the local level on up.
- This report recognizes the fundamental importance of effective communication to reach and engage diverse constituencies throughout the world to bend the curve of emissions and warming, achieve carbon neutrality and stabilize Earth’s climate.

III. Pathways for Implementing the 10 Solutions

Our 10 scalable solutions are grouped in six clusters listed below.

- Science Solutions Cluster
- Societal Transformation Solutions Cluster
- Governance Solutions Cluster
- Market- and Regulations-Based Solutions Cluster
- Technology-Based Solutions Cluster
- Natural and Managed Ecosystem Solutions Cluster

Science Solutions Cluster

1. Bend the warming curve immediately by reducing short-lived climate pollutants (SLCPs) and sustainably by replacing current fossil-fueled energy systems with carbon neutral technologies.

Achieve the SLCP reduction targets prescribed in solution #9 by 2030 to cut projected warming by approximately 50 percent by 2050. To limit long-term global warming to under 2 degrees Celsius, cumulative emissions from now to 2050 must be less than 1 trillion tons and approach zero emissions post-2050. Solutions #7 to #9 cover technological solutions to accomplish these targets.

- Maximize use of existing technologies to cut emissions of methane and black carbon immediately. Since both are air pollutants, air pollution control agencies can require this now. This also will reduce another short-lived climate pollutant, ozone. Phase out HFCs immediately — replacement refrigerant compounds are available now. Mitigation of SLCPs also has significant local benefits, saving 2.4 million lives lost to outdoor pollution and 3 million lives lost to indoor pollution each year, and saving as much as 140 million tons of maize, rice, soybean and wheat lost annually to air pollution.

- Phase out the current fossil-fueled energy system and replace it with a diverse mix of carbon-neutral and carbon sequestration technologies. California’s targets of 50 percent renewables in power generation, a 50 percent increase in energy efficiency, and a 40 percent reduction in greenhouse gas emissions by 2030 provide an excellent medium-term roadmap for the nation and the world. If carbon emissions are reduced by 80 percent by 2050, transitioning to zero emissions soon after, this action along with the SLCP mitigation action can keep global warming below 2 degrees Celsius for the rest of the century.
- Set up calibrated monitoring to quantify trends in emission sources and verify and make public the bending of ambient concentration curves of all air and climate pollutants.

Societal Transformation Solutions Cluster

The intra-regional, intra-generational and inter-generational equity issues of climate change raise major questions of ethics and justice. These questions compel us to reflect deeply on our responsibility to each other, to nature, and to future inhabitants of this planet — *Homo sapiens* and all other living beings alike. It is for these reasons that societal transformation merits such high ranking in this

report, even above regulatory and technological solutions. Top-down action will be difficult to implement without substantial support from the general public, which can be accelerated by societal transformations from the bottom up.

2. Foster a global culture of climate action through coordinated public communication and education at local to global scales. Combine technology and policy solutions with innovative approaches to changing social attitudes and behavior.

- Promote coordinated information campaigns to inform choices available to strategic constituents:
 - o The world's top carbon emitters, numbering 1 billion people, both individuals and institutions, who contribute about 60 percent of the world's greenhouse gas emissions. This targeted audience is easy to reach as they have readily available access to information technologies.
 - o Investors in and supporters of sustainable development throughout the world, by providing information on best practices in clean energy access for the world's poorest 3 billion citizens with very low carbon footprints. Among the energy poor are forest managers who offset the consumption and energy patterns of other consumers.
 - o The 3 billion low carbon emitters can serve as partners in worldwide de-carbonization by actively committing themselves, their families and their communities to learn about and to strategize for future access to carbon-neutral energy.
- Make the distribution of accountability and responsibility for sustainable energy consumption clear to all constituencies through accurate, transparent, widely available energy calculators that reveal how much energy different constituencies are consuming.
- Provide evidence-based indicators of the cumulative impacts of climate injustices. Past studies have demonstrated that the poorest 3 billion, whose emissions account for only 5 percent of total emissions, will nevertheless be disproportionately

harmed by climate change, and that energy access choices based on more sustainable, low-carbon sources for these populations will result in prevention of climate disruption and collective harm to the planet and biodiversity.

- Create and integrate curricula at all levels of education, from kindergarten through college, to educate a new generation about climate change impacts and solutions.

3. Deepen the global culture of climate collaboration.

Design venues where stakeholders, community and religious leaders converge around concrete problems with researchers and scholars from all academic disciplines, with the overall goal of initiating collaborative actions to mitigate climate disruption.

- Climate solutions require integrated behavioral, ethical, political, social, humanistic and scientific knowledge. Public and private institutions at every scale can create venues where decision makers, business leaders, community and religious leaders, and academics spanning the natural sciences, social sciences, humanities and arts converge around concrete problems, with the goal of creating dialogues, developing common understanding, and fostering collaborative action to mitigate climate disruption. Public universities must use their public missions and mobilize their knowledge and resources to partner with community-based agencies, local school districts and industry partners to educate locally for climate action.
- Initiate a culture of climate action by localizing interventions. Research shows that behavioral change and positive public opinion are more likely when the impacts of climate are recognized at a local scale and when barriers are lowered for people to participate in concrete actions to solve our climate crisis.
- Religious leaders can integrate protection of the environment with their traditional efforts to protect the poor and the weak. A model exhortation in this

vein is Pope Francis' encyclical *Laudato Si'*, which stated: "We are faced not with two separate crises, one environmental and the other social, but rather with one complex crisis which is both social and environmental. Strategies for a solution demand an integrated approach to combating poverty, restoring dignity to the excluded, and at the same time protecting nature."

Governance Solutions Cluster

4. Scale up subnational models of governance and collaboration around the world to embolden and energize national and international action. Use the California examples to help other state- and city-level jurisdictions become living laboratories for renewable technologies and for regulatory as well as market-based solutions, and build cross-sector collaborations among urban stakeholders because creating sustainable cities is a key to global change.

- State- and city-level jurisdictions can set the standards and the pace for national actions by serving as living laboratories for renewable technologies, regulatory-based ("command and control") strategies and market-based solutions. Such efforts also speed up translation of science to policy actions, especially if those who have been marginalized in systems of governance are included in authentic ways that advance justice and equity. Over the past several decades, California has shown that subnational leadership in technological development, regulatory action, market-based solutions and provision of equitable benefits has demonstrated a viable path forward for other states and nations.
- National and subnational leaders must promote international action and cooperation in order for unilateral climate policies — such as California's climate mitigation mandate AB 32 or the American Clean Energy and Security Act — to succeed and to minimize potential detrimental effects, such as the risk of emissions leakages which arise when only one jurisdiction (California, for example) imposes climate policy but other jurisdictions do not.
- State-level climate policy should encourage innovation and commercialization of technologies and solutions that can replace fossil fuels and concurrently enable the poorer nations of the world to achieve economic growth with zero and low-carbon technologies.
- Accelerate the impact of cities on climate mitigation through: (1) municipal and regional Climate Action Plans (CAPs); (2) green infrastructure projects, such as: (a) urban forestry to improve carbon sequestration and reduce the urban heat island effect; (b) locally decentralized micro-grids using renewable energy sources; (3) smart mobility planning and design for active living and healthy place-making (such as mixed-use in-fill and transit oriented development), which reduces greenhouse gas emissions by making cities less auto-centric and more walkable and bikeable; (4) incentivizing photovoltaic retrofits and new net-zero energy technology; and (5) corresponding civic engagement and public education strategies, accompanied by concrete local opportunities for participatory climate action, to change attitudes and behaviors.
 - o The 25th session of the UN-Habitat's Governing Council (April 2015) approved new International Guidelines on Urban and Territorial Planning which highlight the vital role cities can play in addressing climate change and other pressing social and ecological problems of the 21st century.
 - o Cities cover less than 2 percent of Earth's surface, but they consume 78 percent of the world's energy and produce more than 60 percent of all carbon dioxide and significant amounts of other greenhouse gas emissions (UN-Habitat 2015).

Market- and Regulations-Based Solutions Cluster

5. Adopt market-based instruments to create efficient incentives for businesses and individuals to reduce CO₂ emissions. These can include cap and trade or carbon pricing and should employ mechanisms to contain costs. Adopt the high quality emissions inventories, monitoring and enforcement mechanisms necessary to make these approaches work. In settings where these institutions do not credibly exist, alternative approaches such as direct regulation may be the better approach — although often at higher cost than market-based systems.

6. Narrowly target direct regulatory measures — such as rebates and efficiency and renewable energy portfolio standards — at high emissions sectors not covered by market-based policies. Create powerful incentives that continually reward improvements to bring down emissions while building political coalitions in favor of climate policy. Terminate subsidies that encourage emission-intensive activities. Expand subsidies that encourage innovation in low-emission technologies.

The problem of emissions won't solve itself. Policy makers must send decisive signals to firms and individuals. So far, very few places in the world have adopted strong greenhouse gas mitigation policies. California is an exception, but California is less than 1 percent of the global problem. If we are to lead, we need to adopt policies that others can emulate; this is tricky because the best policies will vary with local circumstances. In general, there are two flavors of emissions policies: direct regulation and market-based (cap and trade and carbon pricing) regulation.

Economic theory and empirical evidence tell us that market approaches are more cost-effective. In a few cases where market based control systems have been used at scale — such as trading of lead pollution, trading of sulfur dioxide pollution, and European and Californian carbon markets — that theory is borne out by evidence. Yet it is already clear that market approaches are politically very difficult to implement in part for the very reasons that many analysts find them attractive: They make the real costs of action highly transparent.

As a matter of policy design, we have chosen not to come down in favor of either market based or regulatory approaches, but to include both. Specifically, we recommend the following:

- It is imperative to anticipate and design climate policies in a way that can contain compliance costs. Pure regulation leaves policies susceptible to large increases in compliance costs, particularly in the presence of capacity or production constraints that are inherent in energy markets.
- Another artificial market distortion that must be corrected is subsidization of fossil fuels worldwide, which provides carbon-intensive fuels with an advantage over low-carbon fuels. Where necessary, charge royalties for fossil fuels extracted on public lands and territorial waters.
- Regulation requires extremely sophisticated institutions and enforcement (such as the California Air Resources Board) to prevent leakage and to look ahead and assess how regulatory decisions interact with business strategy and the evolution of technology.
- Revenues from cap and trade or carbon taxes should be used to fund aggressive pursuit of innovative new technologies that can bend the curve and protect disadvantaged communities and those adversely affected by cap and trade or other regulatory strategies (for example, through payments for environmental services to rural communities engaged in low carbon development paths, such as forest dependent communities).

Technology-Based Solutions Cluster

The technological measures under solutions #7 and #8, if fully implemented by 2050, will reduce global warming by as much as 1.5 degrees Celsius by 2100, and combined with measures to reduce SLCPs in solution #9 will keep warming below 2 degrees Celsius during the 21st century and beyond.

Global emissions of CO₂ and other greenhouse gases in 2010 totaled 49 gigatons of equivalent CO₂ per year, with 75 percent due to increases in CO₂ and 25 percent from other greenhouse gases. This estimate from the IPCC (2013) does not include two of the SLCPs, ozone and black carbon. About 32 gigatons per year are due to CO₂ from fossil fuels and industrial processes. The challenge for technology solutions is to bring down emissions of CO₂ to less than 6 gigatons per year by 2050, and reduce the emissions of methane and black carbon by 50 percent and 90 percent respectively by 2030. This in turn will reduce ozone levels by at least 30 percent. In addition, HFCs must be phased out completely by 2030. To indicate the importance of these non-CO₂ mitigation measures: HFCs are the fastest growing greenhouse gases; if emissions continue to grow at current rates, HFCs alone will warm the climate by 0.1 degrees Celsius by 2050 and 0.5–1.0 degrees Celsius by 2100.

7. Promote immediate widespread use of mature technologies such as photovoltaics, wind turbines, battery and hydrogen fuel cell electric light-duty vehicles and more efficient end-use devices, especially in lighting, air conditioning, appliances and industrial processes. These technologies will have even greater impact if they are the target of market-based or direct regulatory solutions such as those described in solutions #5 and #6 and have the potential to achieve 30 percent to 40 percent reduction in fossil fuel CO₂ emissions by 2030.

- Use of renewables and other low carbon energy sources are increasing rapidly. Catalyzed by falling prices, in 2014, renewables accounted for about 50 percent of all new power generation in the world (primarily in China, Japan, Germany and the United States), representing an investment of about \$270 billion.

- Technologies exist today that can provide significant carbon reductions if used widely. Achieve a more reliable and resilient electric grid with at least 90 percent of all new generation capacity by 2030 from distributed and renewable technologies, such as photovoltaics, wind turbines, fuel cells, biogas and geothermal.
- Expand electrification of highly-efficient end-use devices, especially lighting, electric vehicles, machinery and plug load appliances.
- Examples from UC campuses demonstrate that deep energy efficiency investments are immediately amenable to widespread implementation.
- Accelerate the transition from fossil to zero-carbon, locally sourced transportation fuels such as hydrogen to power fuel-cell-powered electric vehicles, and low-carbon grid electricity to power battery electric vehicles, to meet the carbon reduction required from the light-duty and goods movement transportation sectors.
- Overall, these measures, if implemented with market and regulatory measures, can mitigate about 10 gigatons per year of CO₂ emissions by 2030.

8. Aggressively support and promote innovations to accelerate the complete electrification of energy and transportation systems and improve building efficiency.

Support development of lower cost energy storage for applications in transportation, resilient large-scale and distributed micro-scale grids, and residential uses. Support research and development of a portfolio of new energy storage technologies, including batteries, super-capacitors, compressed air, hydrogen and thermal storage, as well as advances in heat pumps, efficient lighting, fuel cells, smart buildings and systems integration. These innovative technologies are essential for meeting the target of 80 percent reduction in CO₂ emissions by 2050.

- This solution will require significant investments in both basic and applied research and development, demonstration of prototypes, and commercial deployment.

-
- Energy storage is a vital enabling technology that holds the key to transitioning from fossil fuels for our vehicular needs and managing the intermittency of renewables on the electric power grid. Over the past five years, electric vehicles have been entering the market and storage technologies are being tested now on various grid applications, mainly driven by innovations in lithium-ion batteries and hydrogen. While these innovations are promising, more research and development is needed to reduce the cost and ensure widespread deployment of battery and hydrogen storage. To achieve carbon-free electrification, complementary energy storage technologies over a variety of scales must be developed and deployed, requiring a new generation of sophisticated dynamic system control methods.
 - Smart grid and micro-grid technology make possible the increasing penetration of intermittent solar and wind generation resources, the emergence and integration of plug-in electric vehicles into the grid infrastructure, and a proactive response to the increasing demand for enhanced grid resiliency, thereby meeting the challenging environmental goals associated with climate change, air quality and water consumption. The evolution of this technology represents a paradigm shift. Our power grids will be designed, configured and operated in the future across a range of scales, from smart home devices to central plant power generation. Smart micro-grid systems also enable the ability to go off the main grid, which is especially important in regions that historically have been deprived of energy access, such as developing countries in Africa and Asia.
 - Advanced lighting based on efficient light-emitting diode (LED) technology is now commercially available and has a pay-back time of only one to two years. The replacement of all incandescent, metal halide and fluorescent lighting fixtures with LED lighting can reduce energy consumption from lighting by 40 percent. Investments are needed to capture further efficiencies, which are possible with the development of next-generation intelligent and more efficient 200 lm/Watt LED lighting products. These will be optimized for color and brightness to improve work and school productivity and building efficiency.
 - Residential natural gas consumption can be reduced by 50 percent or more with widespread deployment of heat pumps and systems coupled to solar thermal and solar power generation. To accelerate this goal, we recommend deployment of an incentive program of rebates comparable to those for energy efficiency appliances. We also recommend the elimination of disincentives such as outdated and inappropriate regulations for ground source heat pump installations. Although more challenging, widespread deployment of heat pumps in larger commercial buildings also is possible, but will require further investments in applied research and development to accomplish comparable reductions in natural gas consumption. A promising approach that now is being tested is the capture of waste heat (and water) from cooling towers and recirculating it with heat pumps into the heating loop of buildings.
 - The development of zero-carbon fuels such as hydrogen and highly-efficient engines with zero criteria pollutant emissions is required to substantially reduce the carbon footprint from light-duty vehicles and goods movement (medium-duty and heavy-duty vehicles, locomotives and ships) and, at the same time, achieve urban air quality goals.
 - While full electrification is an achievable goal for light-duty and medium-duty transportation, some form of environmentally friendly renewable fuel solutions will be needed for heavy-duty transport, such as algal-based biofuels. Using algae, we can capture and beneficially reuse carbon dioxide produced from existing fossil energy sources such as natural gas electricity generation to produce diesel and jet fuels. Using wastewater and saline waters for algae growth, we will not place additional burdens on our limited fresh water resources, and can remediate pollutants

such as nitrogen and phosphate from wastewaters before they reenter the environment to contaminate aquifers or oceans. Because these currently are not scalable in an economically competitive manner, further research is needed in this area.

9. Immediately make maximum use of available technologies combined with regulations to reduce methane emissions by 50 percent and black carbon emissions by 90 percent.

Phase out hydrofluorocarbons (HFCs) by 2030 by amending the Montreal Protocol. In addition to the climate and health benefits described under solution #1, this solution will provide access to clean cooking for the poorest 3 billion people who spend hours each day collecting solid biomass fuels and burning them indoors for cooking.

- The specific technological measures for reducing methane and black carbon are described in the table on page 21. These measures were developed by an international panel and reported in *UNEP WMO Report, 2011*.

Natural and Managed Ecosystem Solutions Cluster

10. Regenerate damaged natural ecosystems and restore soil organic carbon to improve natural sinks for carbon (through afforestation, reducing deforestation and restoration of soil organic carbon). Implement food waste reduction programs and energy recovery systems to maximize utilization of food produced and recover energy from food that is not consumed.

Global deployment of these measures has the potential to reduce 20 percent of the current 50 billion tons of emissions of CO₂ and other greenhouse gases and, in addition, meet the recently approved sustainable development goals by creating wealth for the poorest 3 billion.

- The potential for carbon mitigation from afforestation, reduced deforestation and restoration of soil organic carbon is about 8 to 12 gigatons per year.
- Integrate payment for environmental services into global, national and local economic systems to support forest-dependent communities

in sustaining forest ecosystems as an effective and rapid means of sequestering carbon and achieving carbon neutrality. This also will achieve co-benefits for biodiversity, hydrological cycles and soil development.

- Support policies that reward complex agro-ecological systems rather than simplified tree crop systems. Half the world is still rural, and rural communities need to be part of the solution. This can be facilitated by reforming agrarian policy with a focus on managing carbon, which in many areas will involve natural forest management or agroforestry.
- Globally, one-third of food produced is not eaten; in the United States 40 percent is not eaten. The CO₂ and other greenhouse gases emitted in producing this wasted food contribute 3.3 gigatons annually to emissions. And when food is thrown away, methane — which is about 80 times more potent than CO₂ as a greenhouse gas — is released in landfills.

TECHNOLOGICAL MEASURES FOR CURBING SLCP EMISSIONS

Measure ¹	Sector
CH₄ measures	
<p>Extended pre-mine degasification and recovery and oxidation of CH₄ from ventilation air coal mines</p> <p>Extended recovery and utilization, rather than venting, of associated gas and improved control of unintended fugitive emissions from production of oil and natural gas</p> <p>Reduced gas leakage from long-distance transmission pipelines</p>	Extraction and transport of fossil fuels
<p>Separation and treatment of biodegradable municipal waste through recycling, composting and anaerobic digestion as well as landfill gas collection with combustion/utilization</p> <p>Upgrading primary wastewater treatment to secondary/tertiary treatment with gas recovery and overflow control</p>	Waste management
<p>Control of CH₄ emissions from livestock, mainly through farm-scale anaerobic digestion of manure from cattle and pigs</p> <p>Intermittent aeration of continuously flooded rice paddies</p>	Agriculture
BC measures (affecting BC and other co-emitted compounds)	
<p>Diesel particle filters for road and off-road vehicles</p> <p>Elimination of high-emitting vehicles in road and off-road transport</p>	Transport
<p>Replacing coal by coal briquettes in cooking and heating stoves</p> <p>Pellet stoves and boilers, using fuel made from recycled wood waste or sawdust, to replace current wood-burning technologies in the residential sector in industrialized countries</p> <p>Introduction of clean-burning biomass stoves for cooking and heating in developing countries^{2,3}</p> <p>Substitution of clean-burning cookstoves using modern fuels for traditional biomass cookstoves in developing countries^{2,3}</p>	Residential
<p>Replacing traditional brick kilns with vertical shaft kilns and hoffman kilns</p> <p>Replacing traditional coke ovens with modern recovery ovens, including the improvement of end-of-pipe abatement measures in developing countries</p>	Industry
<p>Ban on open field burning of agricultural waste²</p>	Agriculture

1 There are measures other than those identified in the table that could be implemented. For example, electric cars would have a similar impact to diesel particulate filters but these have not yet been widely introduced; forest fire controls could also be important but are not included due to the difficulty in establishing the proportion of fires that are anthropogenic.

2 Motivated in part by its effect on health and regional climate, including areas of ice and snow.

3 For cookstoves, given their importance for BC emissions, two alternative measures are included.



A photograph of a beach with waves crashing onto the shore under a clear blue sky. The text is overlaid on the upper portion of the image.

PART THREE
THE URGENCY, THE HUMAN
DIMENSIONS, AND THE NEED
FOR SCALABLE SOLUTIONS

THE URGENCY

I. How Did We Get Here?

The invention of the steam engine and the subsequent acquisition of breathtaking technological prowess culminating in the current information age two centuries later have led to enormous improvements in human well-being. But the impressive improvement has come at a huge cost to the natural environment. The combination of air and water pollution, species extinction, deforestation and climate change has become an existential threat to life on this planet. The gargantuan transformation of the environment has stimulated ecologists and geologists to consider whether the Holocene epoch — the past 12,000 years of relatively constant climate and environmental conditions that stimulated the development of human civilization — has ended, and a new epoch, the Anthropocene, has begun, an epoch that recognizes that human exploitation of Earth has become akin to a geologic force (see side table).

Most of the changes listed in this table, and many others, have occurred in a span of time equivalent to a human lifetime beginning in the 1950s, which is considered the beginning of the so-called “great acceleration” of human impacts. This also is the period that has seen the steepest increase in global mean temperatures, global pollution and deforestation.

The most imminent threat that can harm the entire planet and its inhabitants is climate change.

ANTHROPOCENE: GROWTH IN HUMAN ACTIVITIES (1880s to 1990s) Crutzen (2002)

Human activity	Increase in size
World population	Increased six-fold
Urban population	Increased thirteen-fold
World economy	Increased fourteen-fold
Industrial output	Increased forty-fold
Energy use	Increased sixteen-fold
Coal production	Increased seven-fold
Carbon dioxide emission	Increased seventeen-fold
Sulfur dioxide emission	Increased thirteen-fold
Lead emission	Increased eight-fold
Water use	Increased nine-fold
Fish catch	Increased thirty-five fold
Blue whale population	99 percent decrease

Taken from *Climate and Common Good, Statement*: P. Dasgupta*, V. Ramanathan*, P. Raven*, Mgr M. Sanchez Sorondo*, M. Archer, P.J. Crutzen, P. Lena, Y.T. Lee, M.J. Molina, M. Rees, J. Sachs, J. Schellnhuber. Published by Pontifical Academy of Sciences, April 2015.

* Corresponding authors

II. Carbon Dioxide Is Not the Only Problem

The greenhouse gas CO₂ contributes about 50 percent to the manmade heat added to the planet. The other 50 percent is due to several other greenhouse gases and particles in soot. Those greenhouse gases include nitrous oxide, methane, halocarbons (CFCs, HCFCs and HFCs), and tropospheric ozone. The warming particles in soot are black carbon and brown carbon. The sources of these pollutants include fossil fuels (ozone, methane, black carbon), agriculture (methane and nitrous oxide), organic wastes (methane), biomass cooking and open burning (black and brown carbon) and refrigeration (halocarbons). Among these pollutants, the SLCPs (methane, black carbon, tropospheric ozone and HFCs) have lifetimes of days (black carbon) to 15 years (HFCs), which are much shorter than the century or longer lifetimes of CO₂ and nitrous oxide.

When we add up the warming effects of CO₂ with the other greenhouse gases, the planet should have warmed by about 2.3 degrees Celsius, instead of the 0.9 degrees Celsius observed warming. About 0.6 degrees Celsius of the expected warming is still stored in the deep oceans (to about 1,500 meters). That heat is expected to be released and contribute to atmospheric warming in two to four decades. The balance of 0.8 degrees Celsius

Between CO₂ and other manmade greenhouse gases, we already have added enough heat to warm the planet by 2.3 degrees Celsius. The planet has already warmed by 0.9 degrees Celsius. About 0.8 degrees Celsius of this warming has been masked by air pollution particles that reflect sunlight and cool the atmosphere. This masking effect will go away when strict air pollution controls are adopted worldwide. Another 0.6 degrees Celsius is stored in the oceans; this will be released in the coming decades.

involves a complication due to air pollution particles. In addition to black and brown particles (which warm the climate), fossil fuel combustion emits sulfate and nitrate particles, which reflect sunlight like mirrors and cool the planet. The mechanisms of warming and cooling are extremely complex. But when we add up all of the effects, sulfate and nitrate particles have a net cooling effect of about 0.8 degrees Celsius (0.3–1.2 degrees Celsius range). Summing 0.9 degrees Celsius of observed warming, 0.6 degrees Celsius stored in the oceans, and the 0.8 degrees Celsius masked by particles, adds up to the 2.3 degrees Celsius warming we should have seen from the build up of greenhouse gases to-date.

The particle cooling effect of 0.6 degrees Celsius should not be thought of as offsetting greenhouse gas warming. This is because the lifetimes of these particles last just days, and when stricter air pollution controls worldwide eliminate the emission of these particles, the 0.6 degrees Celsius cooling effect will disappear. This however does not imply that we should keep on polluting, since air pollution leads to 7 million deaths worldwide each year, as well as reductions in precipitation and decreases in crop yields.

III. Planetary Scale Warming: How Large and How Soon?

Of the CO₂ released to the air, 44 percent remains for a century or longer; 25 percent remains for at least a millennium. Due to fast atmospheric transport, CO₂ envelops the planet like a blanket. That blanket is growing thicker and warmer at an accelerating pace. It took us 220 years — from 1750 to 1970 — to emit about 1 trillion tons of CO₂. We emitted the next trillion in less than 40 years. Of the total 2 trillion tons humans have put into the atmosphere, about 44 percent is still there. At the current rate of emission — 38 billion tons per year and growing at a rate of about 2 percent per year — the third trillion will be added in less than 20 years and the fourth trillion by 2050.

How does the CO₂ blanket warm the planet? It works just as a cloth blanket on a cold winter night keeps us warm. The blanket warms us by trapping our body heat. Likewise, the CO₂ blanket traps the heat given off by the Earth's surface and the atmosphere. The surface and atmosphere absorb sunlight and release this solar energy in the form of infrared energy, some of which escapes to space. The human-made CO₂ blanket is very efficient at blocking some of this infrared energy, and thus warms the atmosphere and the surface.

How large? Each trillion tons of emitted CO₂ can warm the planet by as much as 0.75 degrees Celsius.

The 2 trillion tons emitted as of 2010 has committed the planet to warming by 1.5 degrees Celsius. The third trillion we would add under business-as-usual scenarios would commit us to warming by 2.25 degrees Celsius by 2030.

How soon? A number of factors enter the equation. To simplify, we likely will witness about 1.5 degrees Celsius (or two-thirds of the committed warming) by

Unless we act within few years, 2 degrees Celsius warming will be upon on us by 2050. Unlike in a game of chess played with a compassionate opponent, we cannot take back our flawed moves when checkmate is imminent.

2050, mostly due to emissions already released into the atmosphere (although that amount of warming could come as early as 2040 or as late as 2070). By 2050, under a business-as-usual scenario, we will have added another trillion tons and the 2050 warming could be as high as 2 degrees Celsius — and the committed warming would be 3 degrees Celsius by 2050.

What is our predicament? We get deeper and deeper into the hole as time passes if we keep emitting at present rates under business-as-usual scenarios. The problem is that CO₂ stays in the atmosphere so long; the more that is there, the hotter Earth gets. If we wait until 2050 to stop emitting CO₂, there would be no way to avoid warming of at least 3 degrees Celsius because the thickness of the blanket covering Earth would have increased from 900 billion tons (as of 2010) to about 2 trillion tons (in 2050). Our predicament is analogous to stopping a fast-moving train: You have to put on the brakes well in advance of the point you need to stop; otherwise you will overshoot the mark.

IV. Facing the Worst Scenario: the Fat Tail

A warming of 4 to 7.8 degrees Celsius can cause collapse of critical natural systems.

A projection such as 2 degrees Celsius warming by 2050 is subject to a three-fold uncertainty range. It is important to note, however, that the uncertainty goes both ways: Things could be a little better than the average expectation, or a lot worse. The most disturbing part of the uncertainty is that it has a so-called “fat tail,” that is, a probability of a warming two to three times as much, or even more, than the 2 degrees Celsius that would result from best-case greenhouse gas mitigations. For example, the IPCC (2013 report) gives a 95 percent confidence range of 2.5–7.8 degrees Celsius warming for the baseline case without any mitigation actions. A warming in the range of 4 to 7.8 degrees Celsius can cause collapse of critical natural systems such as the Arctic sea ice, the Asian monsoon system and the Amazon rain forest. Economists

The “fat tail,” when combined with the current 50 billion tons per year of emissions of warming pollutants, poses existential risks to civilizations and ecosystems alike.

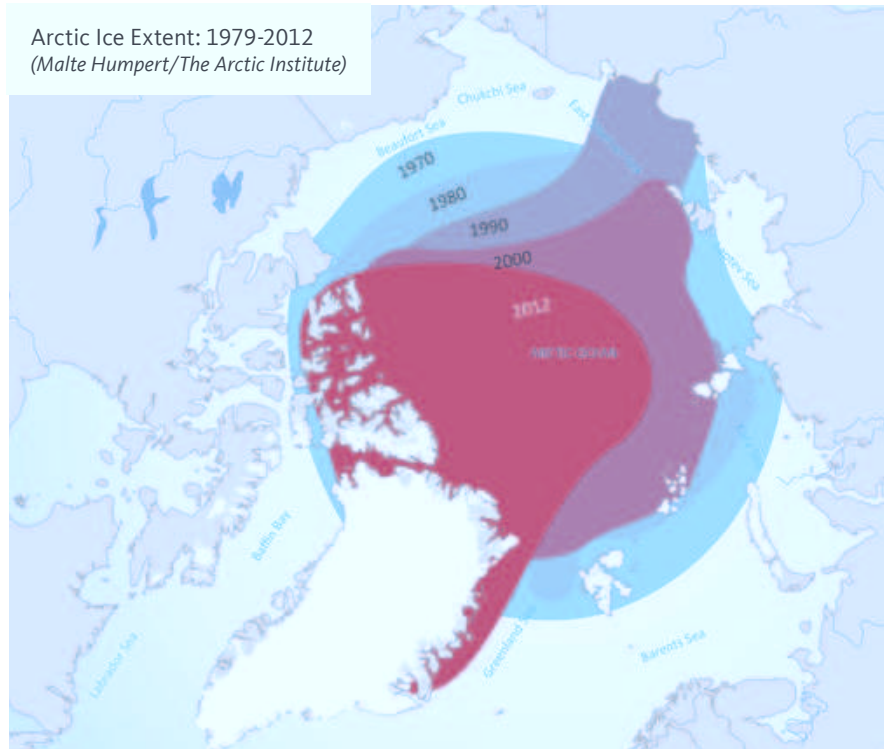
argue that our decisions should be guided by such extreme possibilities and that we should take actions to prevent them, much as we already do in requiring buildings to withstand earthquakes and automobile manufacturers to equip our cars with seat belts and air bags in the unlikely event of an accident.

V. From Climate Change to Climate Disruption: Amplifying Feedbacks

Observations with satellites, aircraft, ships and weather balloons gathered over the past three decades are providing disturbing evidence of nonlinear amplification of global warming through feedbacks. This has raised concerns that continued warming beyond 2 degrees Celsius can lead to crossing over tipping points in the climate system itself or in other natural and social systems that climate influences. Examples of climate-mediated tipping points include depletion of snowpack, drought, fires and insect infestations threatening whole forests, and the opening of new oceans in the Arctic. The following are among the many major feedbacks for which we have empirical evidence.

Nonlinear feedbacks are kicking in and leading to climate disruptions and they largely are underestimated in most climate models.

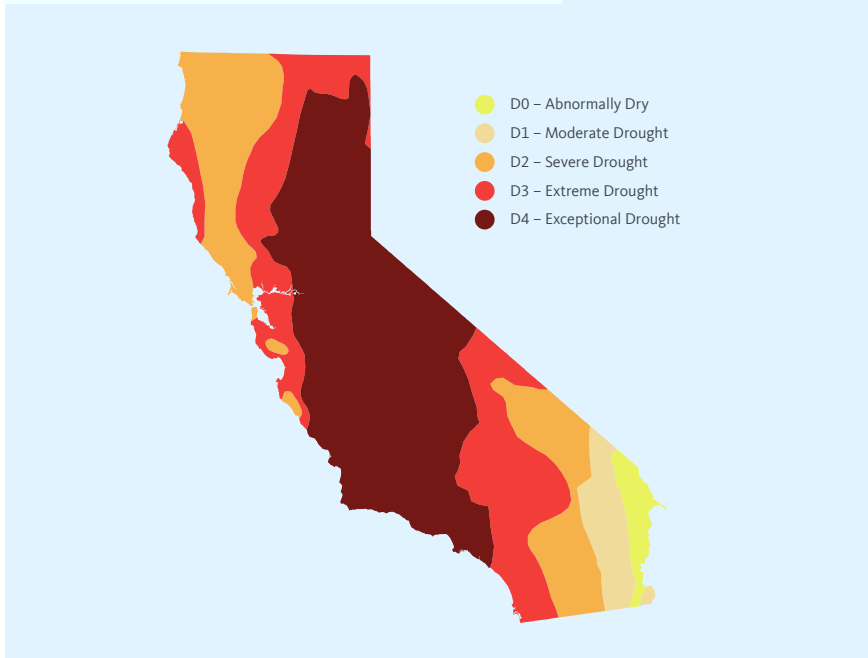
Arctic Ice Extent: 1979-2012
(Malte Humpert/The Arctic Institute)




Feedbacks between warming, Arctic sea ice and absorption of the sun's heat

Observations from 1979 to 2012 reveal that warming in the Arctic has been amplified by 100 percent due to a feedback (a vicious cycle) between surface warming, melting sea ice and increased absorption of solar heat. Melting ice exposes the underlying darker ocean, which then absorbs rather than reflecting sunlight as the bright ice does. The added absorption of solar energy has been equivalent to the addition of 100 billion tons of CO₂ to the air. The large warming has exposed a whole new oceanic region in the Arctic.

U.S. Drought Monitor – California: October 6, 2015
(David Miskus, NOAA/NWS/NCEP/CPC)



Massive wildfires burning across Southern California:
October 25, 2003
(Jacques Desclotres, NASA GSFC)



Feedbacks between warming, snowpack, drought and fires

The California example: California has kept up with the average warming of the planet by about 0.9 degrees Celsius, with regions such as the Central Valley warming in excess of 2 degrees Celsius. This warming melts the snowpack, and the dark surface underneath absorbs more heat and therefore increases moisture loss by 7–15 percent per degree of warming. This amplified drying becomes chronic, since the warming gets worse each year due to increase in emissions of warming pollutants. The chronic drying is drastically magnified into a mega-drought when rainfall decreases sporadically due to variability in the weather, similar to what has happened over the past four years. The resulting extreme drying of the soil and vegetation contributes to fires. The forest fires, in turn, emit more CO₂ as well as black carbon and methane, the two largest contributors to warming next to CO₂. This phenomenon is not confined to California. Similar problems are occurring throughout western North America. The melting of northern latitude permafrost and resultant increases in methane emissions are another potential feedback element in warming driven by similar patterns.

Feedbacks between warming and atmospheric moisture

With every degree of warming, air holds about 7 percent more moisture. This means that warming is amplified by a factor of two, since water vapor itself is a dominant greenhouse gas. This is one of the most vicious cycles that amplifies greenhouse warming. Increases in water vapor also contribute to extreme storms and increased rainfall, which have become more common, leading to devastating floods around the world.



VI. The Human Dimension: Public Health and Food and Water Security

Climate change directly affects human health through heat waves and increasing frequency and severity of weather extremes such as storms, floods and droughts. Secondary effects include wildfires, worsened air quality, drinking water scarcity and contamination, crop and fishery failures, and expansion of transmissible diseases. Floods, droughts and resource shortages trigger population displacement, mental health effects and potentially violent conflict, both within countries and across borders. Such events will affect poorer nations much more severely, at least initially, but wealthy countries will not be spared significant harm, such as we have already seen from

The effects of climate change are being felt today and future projections represent an unacceptably high and potentially catastrophic risk to human health.

Lancet Commission
June 2015

several major hurricanes, floods, droughts and fires in the United States. Within wealthy nations, poor communities will tend to suffer disproportionately from the health effects of climate change.

While the focus of climate change discussions is on CO₂ from fossil fuel combustion, particulate pollution — nitrogen oxides, toxic pollutants and ozone created from power plants, vehicles and other fossil fuel combustion — also have devastating impacts on human lives and well-being, including:

- 3 million premature deaths every year from air pollution originating from fossil fuel combustion.
- Stroke, cardiovascular disease, acute and chronic respiratory disease and adverse birth outcomes.
- More than 200 million tons of crops are destroyed every year by ozone pollution.
- Mega-droughts in sub-Saharan Africa and the Indo-Gangetic plains of South Asia. The blocking of sunlight by particles from combustion of coal and petroleum, and the resulting surface dimming has slowed down rain-bearing weather systems.

Direct and Indirect Health Effects of Coal, Petroleum and Gas

(Lancet Commission, June 2015)

- Mortality and morbidity
- Cardiovascular disease
- Acute respiratory infection
- Stroke
- Mental health
- Vector-borne diseases
- Water- and food-borne diseases
- Heat stroke and other extreme weather related effects
- Lung cancer, drowning, under-nutrition
- Harmful algal blooms
- Mass migration
- Decreases in labor productivity

Cost: \$70 to \$840 per ton of CO₂



VII. Environmental Equity, Ethics, and Justice: What Is Our Responsibility?

One billion of us consume about 50 percent of the fossil fuel energy consumed on Earth and emit about 60 percent of the greenhouse gases. In contrast, the poorest 3 billion, who still rely on pre-industrial era technologies for cooking and heating, contribute only 5 percent to CO₂ pollution. Thus, the climate problem is due to unsustainable consumption by just 15 percent of the world's population. Fixing the problem thus has to simultaneously lower the carbon footprint of the wealthiest 1 billion, while allowing for growth of energy consumption and expansion of carbon sinks, such as forests, needed to empower the poorest 3 billion. It is in this context that it is critical to bend the curve through transforming to carbon neutrality in developed nations while sharing technology that enables developing nations to leapfrog over use of fossil fuels to produce the energy they need. Indeed, for the poorest 3 billion, doing so is literally a matter of life and death.

For example:

- The poorest 3 billion live mainly in rural areas relying on mixed market and subsistence farming on few acres. A four-year mega-drought of the type that California is experiencing now would change their forms of livelihood and expand the likelihood of both temporary and permanent migration.
- Small island nations in the tropical Pacific already are facing mass migration caused by increased sea level. If sea level rise reaches 1 meter or more, as is plausible with business as usual, low-lying coastal nations with populations of more than 100 million people — such as Bangladesh — will move to India and other neighboring nations. While likely slower than sudden catastrophic events, the size and scope of such climate migration could make today's Syrian migration crisis look mild by comparison.
- With melting of Himalayan and other glacier systems, such as those of the Andes, more than 1.5 billion people would be left without most of their permanent water supply.
- These are critical practical issues, but there are even more substantial inter-generational ethical issues. A large fraction of CO₂ and other greenhouse gases stay in the air longer than a century, and when combined with the added heat stored in the depths of the ocean, will affect climate for thousands of years. Moreover, increased CO₂ makes the oceans more acidic, which threatens at least a quarter of the ocean's species with extinction.

If the carbon footprint of the entire 7 billion became comparable to that of the top 1 billion, global CO₂ emissions would increase from the current 38 billion to 150 billion tons every year and we would add a trillion tons every seven years, in turn adding 0.75 degrees Celsius warming every seven years.

Such impacts mean that children alive today, their children, and their grandchildren, along with all generations to come, will suffer from our unsustainable burning of fossil fuels. What is our responsibility to them?

Citations in the Report

The 10 solutions in the executive summary were distilled from the critical analyses provided in the seven chapters listed below. These seven chapters along with the executive summary comprise the full report: *Bending the Curve: 10 Scalable Solutions for Climate and Carbon Mitigation*. The full report will be published in spring 2016 after peer review. The seven chapters, along with the references therein, form the basis of the quantitative estimates provided in the executive summary. In addition to the seven chapters, we also list a few published studies and reports below which provided us with critical analyses and some of the quantitative estimates mentioned in the executive summary.

Collins, W.D., S.J. Davis, R. Bales, J. Burney, R. McCarthy, E. Rignot and D.G. Victor, 2016: Science and Pathways for Bending the Curve, Chapter 1, *Bending the Curve: 10 Scalable Solutions for Carbon and Climate Neutrality*, V. Ramanathan, D. Kammen and F. Forman, Eds., University of California Press, Oakland.

Auffhammer, M., C.-Y. C. Lin Lawell, J.B. Bushnell, O. Deschênes and J. Zhang, 2016: Economic Considerations, Chapter 2, *Bending the Curve: 10 Scalable Solutions for Carbon and Climate Neutrality*, V. Ramanathan, D. Kammen and F. Forman, Eds., University of California Press, Oakland.

Auston, D., J. Brouwer, S. DenBaars, W. Glassley, W.B. Jenkins, P. Peterson, S. Samuelsen and V. Srinivasan, 2016: Assessing the Current and Future Needs for High Impact Technology Research, Development & Deployment for Mitigating Climate Change, Chapter 3, *Bending the Curve: 10 Scalable Solutions for Carbon and Climate Neutrality*, V. Ramanathan, D. Kammen and F. Forman, Eds., University of California Press, Oakland.

Delmas, M., D. Feldman, D. Kammen, M. Mielke, D. Miller, R. Ramesh, D. Rotman and D. Sperling, 2016: How Do We Scale and Implement Technologies and Best Practices to State, National and Global Levels? Chapter 4, *Bending the Curve: 10 Scalable Solutions for Carbon and Climate Neutrality*, V. Ramanathan, D. Kammen and F. Forman, Eds., University of California Press, Oakland.

Allison, J., C. Horowitz, A. Millard-Ball, D. Press and S. Pincetl, 2016: Paths to Carbon Neutrality: Lessons from California, Chapter 5, *Bending the Curve: 10 Scalable Solutions for Carbon and Climate Neutrality*, V. Ramanathan, D. Kammen and F. Forman, Eds., University of California Press, Oakland.

Forman, F., S.B. Hecht, R. Morello-Frosch, K. Pezzoli and G. Solomon, 2016: Chapter 6, Equitable Social Approaches to Climate Change

Mitigation: Institutions, Ideas, and Actions, *Bending the Curve: 10 Scalable Solutions for Carbon and Climate Neutrality*, V. Ramanathan, D. Kammen and F. Forman, Eds., University of California Press, Oakland.

Barnosky, A.D., J. Christensen, H. Han, T. Matlock, J. Miles, R. Rice, L. Westerling and L.D. White, 2016: Chapter 7, Establishing Common Ground: Finding Better Ways to Communicate About Climate Disruption, *Bending the Curve: 10 Scalable Solutions for Carbon and Climate Neutrality*, V. Ramanathan, D. Kammen and F. Forman, Eds., University of California Press, Oakland.

Other references used in the executive summary:

I. Radiative Forcing, Carbon Emissions and Future Temperature Trends:

Myhre, G. and D. Shindell et al, 2013: Anthropogenic and Natural Radiative Forcing. In Chapter 8, Climate Change 2013: The Physical Science Basis, *Contribution of Working Group I to the Fifth Assessment Report of the Intergovernmental Panel on Climate Change*, T.F. Stocker, D. Qin, G.-K. Plattner, M. Tignor, S.K. Allen, J. Boschung, A. Nauels, Y. Xia, V. Bex and P.M. Midgley, Eds., Cambridge University Press, Cambridge, United Kingdom and New York, NY, USA.

Intergovernmental Panel on Climate Change, 2014: *Climate Change 2014: Mitigation of Climate Change*. O. Edenhofer, et al., Eds., Cambridge Univ. Press, Cambridge.

Crutzen, P. J., 2002: Geology of Mankind. *Nature*, 415, 23.

II. Carbon Mitigation Pathways:

Fay, M., S. Hallegatte, A. Vogt-Schilb, J. Rozenberg, U. Narloch and T. Kerr, 2013: *Decarbonizing Development: Three Steps to a Zero-Carbon Future*. *Climate Change and Development*, World Bank, Washington, D.C.

Birol, F., B. Wanner, F. Kesicki, C. Hood, M. Baroni, S. Bennett, C. Besson, S. Bouckaert, A. Bromhead, O. Durand-Lasserve, F. Kesicki, M. Klingbeil, A. Kurozumi, E. Levina, J. Liu, S. McCoy, Pwet Olejarnik, N. Selmet, D. Sinopoli, S. Suehiro, J. Trüby, C. Vailles, D. Wilkinson, G. Zazias, S. Zhang, 2015: *World Energy Outlook: Special Report-Energy and Climate Change*, International Energy Agency, Paris.

World Bank-Ecofys, 2014: State and Trends of Carbon Pricing. IEA-2014. *World Energy Investment Outlook, Special Report*, World Bank, Washington, D.C.

Williams, J.H., B. Haley, F. Kahrl, J. Moore, A.D. Jones, M.S. Torn, H. McJeon, 2014: *Pathways to Deep Decarbonization in the United States*. Report of the Deep Decarbonization Pathways Project of the Sustainable

Solutions Network and the Institute for Sustainable Development and International Relations, SSN and ISDIR, New York and Paris.

III. Short-Lived Climate Pollutants

Shindell, D., V. Ramanathan, F. Raes, L. Cifuentes, N.T. Kim Oanh, 2011: *Integrated Assessment of Black Carbon and Tropospheric Ozone*, United Nations Environment Programme, Nairobi.

Shindell, D., J.C.I. Kuylenstierna, E. Vignati, R. van Dingenen, M. Amann, M., Z. Klimont, S.C. Anenberg, N. Muller, G. Janssens-Maenhout, F. Raes, J. Schwartz, G. Faluvegi, L. Pozzoli, K. Kupiainen, L. Höglund-Isaksson, L. Emberson, D. Streets, V. Ramanathan, K. Hicks, N.T. Kim Oanh, G. Milly, M. Williams, V. Demkine, D. Fowler, 2012: Simultaneously Mitigating Near-Term Climate Change and Improving Human Health and Food Security. *Science*, 335, pp.183-9.

Ramanathan, V. and Y. Xu, 2010: The Copenhagen Accord for limiting global warming: Criteria, constraints, and available avenues. *Proceedings of the National Academy of Sciences*, National Academy of Sciences, Washington, D.C.

IV. Natural and Managed Ecosystems

Lal, R., 2006: Enhancing Crop Yields in the Developing Countries Through Restoration of the Soil Organic Carbon Pool in Agricultural Lands, *Land Degradation and Development*. 17: 197–209.

Jan, O, C. Tistivint, A. Turbé, C. O'Connor, P. Lavelle, A. Flammini, N. El-Hage Scialabba, J. Hoogeveen, M. Iweins, F. Tubiello, L. Peiser, and C. Batello, 2013: *Food Wastage Footprint: Impacts on Natural Resources, Summary Report*, FAO, Rome.

V. Regulations

Press, D.M., 2015: *American Environmental Policy: The Failures of Compliance, Abatement and Mitigation*, Edward Elgar, Inc., Cheltenham, UK.

Sabel, C. and D.G. Victor, 2015: Governing Global Problems under Uncertainty: Making Bottom-Up Climate Policy Work, forthcoming in *Climatic Change*, Springer, New York.



Authors of the Full Report to be Published in Spring 2016

Chair:

Veerabhadran Ramanathan

Vice-Chairs

Daniel Kammen
Fonna Forman

Contributors

Juliann E. Allison
Maximilian Auffhammer
David Auston
Roger Bales
Anthony D. Barnosky
Jack Brouwer
Jennifer Burney
James Bushnell
Lifang Chiang
Jon Christensen
William D. Collins
Steven J. Davis
Magali Delmas
Steven DenBaars
Olivier Deschênes
David Feldman

William Glassley
Hahrie Han
Susanna B. Hecht
Cara Horowitz
Bryan Jenkins
C.-Y. Cynthia Lin Lawell
Teenie Matlock
Ryan McCarthy
Michael Mielke
Jack Miles
Adam Millard-Ball
Dorothy Miller
Rachel Morello-Frosch
Walter Munk
Per Peterson
Keith Pezzoli

Stephanie Pincetl
Daniel Press
Ramamoorthy Ramesh
Ronald E. Rice
Eric Rignot
Douglas Rotman
Scott Samuelson
Gina Solomon
Daniel Sperling
Venkat Srinivasan
David G. Victor
Byron Washom
LeRoy Westerling
Lisa D. White
Junjie Zhang

Coordinator

L. Chiang

Senior Editor

J. Christensen

Research Foci of UC Climate Solutions Group

[Veerabhadran Ramanathan](#) (Chair), San Diego. Climate and atmospheric science; carbon mitigation; interdisciplinary solutions.

[Fonna Forman](#) (Vice Chair), San Diego. Political theory; global justice; sustainable and equitable urban transformation.

[Daniel Kammen](#) (Vice Chair), Berkeley. Renewable and appropriate energy technologies; energy access; energy and innovation policy.

[Juliann E. Allison](#), Riverside. Political economy, environmental politics and policy; community-based social change.

[Maximilian Auffhammer](#), Berkeley. Greenhouse gas emissions forecasting; impacts of air pollution on agriculture.

[David Auston](#), Santa Barbara. Carbon neutrality applied research solutions; materials science and engineering.

[Roger Bales](#), Merced. Adaptation of water supplies, critical ecosystems and economy to the impacts of climate warming.

[Anthony D. Barnosky](#), Berkeley. Assessing ecological baselines and how ecosystems respond to climate change; science communication.

[Jack Brouwer](#), Irvine. Alternative energy; high temperature electrochemical dynamics and integrated energy systems.

[Jennifer Burney](#), San Diego. Energy, environment, climate change; food security, production and agriculture; poverty alleviation.

[James Bushnell](#), Davis. Energy and environmental economics, industrial organization and regulation, and energy policy.

[Lifang Chiang](#), Office of the President. Science and innovation policy; program and budgetary evaluation; geography and health.

[Jon Christensen](#), Los Angeles. Environmental journalism, writing, editing; strategic communications; mapping and visualization.

[William D. Collins](#), Berkeley Lab (LBNL). Interactions among sunlight, heat, coupled climate system, global environmental change.

[Steven J. Davis](#), Irvine. Sustainable systems analysis; strategies for low-carbon global demand for energy, food and goods.

[Magali Delmas](#), Los Angeles. Firm behavior in climate change mitigation; barriers and incentives to energy efficient solutions.

[Steven DenBaars](#), Santa Barbara. Solid state lighting and energy; effect of materials properties on high tech device performance.

[Olivier Deschênes](#), Santa Barbara. Climate change health and economic impacts; relationship between energy and labor markets.

[David Feldman](#), Irvine. Water resources management and policy, adaptive management and sustainable development.

[William Glassley](#), Davis. Geothermal energy; metamorphic processes, fluid/rock interaction and continental growth.

[Hahrie Han](#), Santa Barbara. Environmental politics, civic and political engagement, political behavior.

[Susanna B. Hecht](#), Los Angeles. Political ecology; climate change adaptation and mitigation; tropics; long term resilience strategies.

[Cara Horowitz](#), Los Angeles. California and federal climate policy and local sustainability; climate change legislative reform

[Bryan Jenkins](#), Davis. Energy systems in agriculture, biomass fuel production, thermal conversion, and environmental impacts.

[C.-Y. Cynthia Lin Lawell](#), Davis. Environmental and natural resource economics; energy economics; industrial organization.

[Teenie Matlock](#), Merced. Cognitive science, linguistics; climate communications; political language.

[Ryan McCarthy](#), CA Air Resources Board. Transportation, energy and climate planning and policy; SLCPs reductions planning.

Michael Mielke, Silicon Valley Leadership Group. Corporate environmental sustainability; state and Federal climate change policy.

Jack Miles, Irvine. Religion, science and the environment; religion, literature and international relations; religion, poetry and music

Adam Millard-Ball, Santa Cruz. Future of travel demand; cities and climate change; carbon trading; transportation policy.

Dorothy Miller, Office of the President. Translation of UC research from lab to market; science and innovation policy; chemistry.

Rachel Morello-Frosch, Berkeley. Environmental health science; social determinants of environmental health disparities.

Walter Munk, San Diego. Geophysics; measurement of warming ocean temperatures; ocean sound transmission, deep-sea tides.

Per Peterson, Berkeley. High-temperature reactors, high level nuclear waste processing and nuclear materials management.

Keith Pezzoli, San Diego. Planning, bioregional theory & natural-human system interactions in city-region sustainability.

Stephanie Pincetl, Los Angeles. Land use, land use change, urban environments and transformation of urban natural environments.

Daniel Press, Santa Cruz. Environmental politics and policy, agricultural sustainability, land preservation, water quality regulation and resource management.

Ramamoorthy Ramesh, Berkeley. RD and D for sustainable energy; synthesis and materials physics of complex oxide materials.

Ronald E. Rice, Santa Barbara. New Media, Diffusion of Innovations, Environmental Communication.

Eric Rignot, Irvine. Glaciology, climate change, radar remote sensing, ice sheet modeling, interferometry, ice-ocean interactions.

Douglas Rotman, Lawrence Livermore National Lab (LLNL). Clean energy technologies; energy storage; public-private partnerships.

Scott Samuelsen, Irvine. Power generation, distribution, and utilization; hybrid systems; renewable fuels; smart grid technology.

Gina Solomon, San Francisco. Science and health; health and asthma effects of climate change.

Daniel Sperling, Davis. Transportation technology assessment; energy/environmental aspects transportation; transportation policy.

Venkat Srinivasan, Berkeley Lab. Next-generation batteries for vehicle & grid; Li-ion, metal-based, and flow batteries.

David G. Victor, San Diego. Highly regulated industries (electric power); how regulation affects operation of major energy markets.

Byron Washom, San Diego. Strategic campus energy initiatives; energy storage development; renewable energy financing.

LeRoy Westerling, Merced. Applied climatology; climate-ecosystem-wildfire interactions; statistical modeling.

Lisa D. White, Berkeley. Paleontology, historical geology, and the history of life; K-12 science education and outreach.

Junjie Zhang, San Diego. Environmental and resource economics, climate policy, applied econometrics.

